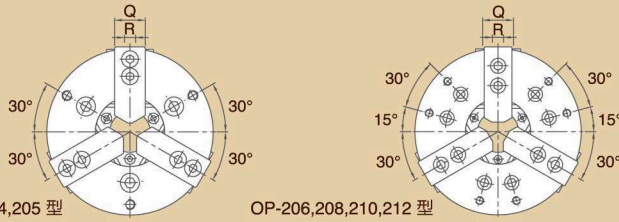


OP 3-JAW HIGH SPEED HOLLOW POWER CHUCKS

三爪高速 中空油壓夾頭

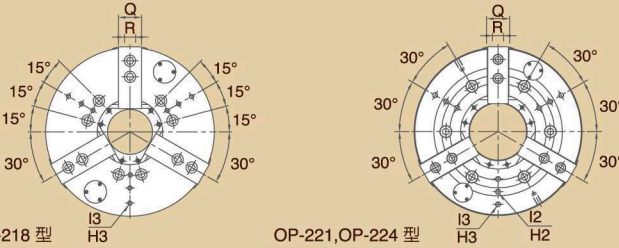
BH:加大孔徑
Larger Through Hole
OP-221,224屬大孔徑設計
With Larger Through Hole

尺寸圖 > Dimensions



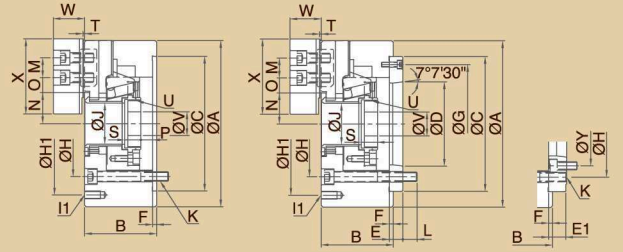
OP-204,205 型

OP-206,208,210,212 型



OP-215, OP-218 型

OP-221, OP-224 型



規格表 > Specifications

單位/UNIT:mm

型式/規格 MODEL /SPEC.	主軸 鼻端番號 Nose Of Spindle	A	B	C (h6)	D	E	E1	F	G	H	H1	I1	H2	I2	H3
OP-204	--	110	59	85	--	--	--	4	--	70.6	--	--	--	--	--
OP-205	A ₂ -4	135	60	110	63.513	20	--	4	96	82.6	PCDø118	3-M8x1.25P	--	--	--
OP-206	A ₂ -5	169	81	140	82.563	15	--	5	116	104.8	PCDø145	6-M10x1.5P	--	--	--
OP-208	A ₂ -6(A ₂ -5)	210	91	170	106.375	17	23	5	150	133.4	PCDø180	6-M10x1.5P	--	--	--
OP-210	A ₂ -8(A ₂ -6)	254	100	220	139.719	18	28	5	190	171.4	PCDø225	6-M12x1.75P	--	--	--
OP-212	A ₂ -8	304	110	220	139.719	18	--	6	190	171.4	PCDø250	6-M12x1.75P	--	--	--
OP-215	A ₂ -11(A ₂ -8)	381	133	300	196.869	22	33	6	260	235	--	--	PCDø230	3-M12x1.75P	PCDø300
OP-218	A ₂ -11(A ₂ -8)	450	133	300	196.869	22	33	6	260	235	PCDø230	3-M12x1.75P	PCDø300	3-M12x1.75P	PCDø380
OP-221	A ₂ -15(A ₂ -11)	530	140	380	285.775	27	41	6	330.2	330.2	PCDø300	3-M16x2P	PCDø380	3-M16x2P	PCDø460
OP-224	A ₂ -20(A ₂ -15)	610	149	520	412.745	27	42	6	463.6	463.6	PCDø350	3-M16x2P	PCDø450	3-M16x2P	PCDø550
OP-210BH	A ₂ -8(A ₂ -6)	254	100	220	139.719	18	28	5	190	171.4	--	--	PCDø160	3-M12x1.75P	PCDø220
OP-212BH	A ₂ -8	304	108	220	139.719	18	--	6	190	171.4	--	--	PCDø170	3-M16x2P	PCDø260

型式/規格 MODEL /SPEC.	I3	J	K	L	M	N max.	N min.	O max.	O min.	P max.	P min.	Q	R	S	T	U	V	W	X
OP-204	--	26	3-M10x1.5P	--	14	23	20.3	11.5	6.7	3.5	-6.5	23	10	17.5	2	M32x1.5P	12	24	49.5
OP-205	--	33	3-M10x1.5P	15	14	26.2	23.5	19	6	1	-9	25	10	20	2	M40x1.5P	12	31.5	62
OP-206	--	45	6-M10x1.5P	16	20	32.35	29.6	24	7	11	-1	31	12	19	2	M55x2P	20	37.5	73
OP-208	--	52	6-M12x1.75P	18	25	39.1	35.4	30	10	14.5	-1.5	35	14	20.5	2	M60x2P	30	39.5	95
OP-210	--	75	6-M16x2P	23	30	51.5	47.1	34	12	8.5	-10.5	40	16	25	2	M85x2P	40	43	110
OP-212	--	91	6-M16x2P	25	30	61.6	56.3	46	12	8	-15	50	21	28	2	M100x2P	50	51	129
OP-215	3-M12x1.75P	117.5	6-M20x2.5P	28	43	82.3	77	46	13	7.5	-16	62	22	42.5	5	M130x2P	48	66.5	165
OP-218	3-M12x1.75P	120	6-M20x2.5P	28	43	83.8	78.5	78	18	7.5	-16	62	22	42.5	5	M130x2P	48	66.5	165
OP-221	3-M16x2P	180	6-M24x3P	35	60	119.6	114.3	63.3	21.3	10.5	-13	65	25	42.5	5	M195x2P	80	73.5	180
OP-224	3-M16x2P	205	6-M24x3P	36	60	134.4	128.4	87.3	21.3	13.5	-11	65	25	41	5	M220x3P	80	73.5	180
OP-210BH	3-M12x1.75P	78	6-M16x2P	24	30	53.1	48.6	33.55	11.05	8.95	-10.55	40	16	25	2	M87x2P	40	43	110
OP-212BH	3-M16x2P	93	6-M16x2P	27	30	63.7	58.7	45.55	12.55	8.65	-13.05	50	21	26	2	M103x2P	50	51	129

型式/規格 MODEL /SPEC.	Y	通孔直徑 Thru-Hole [Diameter] (mm)	柱塞行程 Plunger Stroke (mm)	爪行程 (直徑) Jaw Stroke [Diameter] (mm)	最高迴轉速 Max.Speed r.p.m.(min ⁻¹)	最大拉力 Max. Pull Force kgf (KN)	最大靜夾持力 Max. Gripping Force kgf (KN)	最大設定 油壓壓力 Max. Hydr. Pressure kgf/cm ² (Mpa)	淨重 Weight (kg)	搭配 油壓缸型號 Matching Cylinder	夾持範圍 Gripping Range
OP-204	--	26	10	5.4	8000	1428 (14)	2850 (28)	24 (2.3)	3.8	P0928	ø7~ø110
OP-205	--	33	10	5.4	7000	1730 (17)	3570 (35)	29 (2.8)	6.1	P1036	ø10~ø135
OP-206	--	45	12	5.5	6000	2140 (21)	5710 (56)	28 (2.7)	12.5	P1246	ø13~ø169
OP-208	104.8	52	16	7.4	5000	3360 (33)	8360 (82)	26 (2.5)	21.9	P1552	ø13~ø210
OP-210	133.4	75	19	8.8	4200	4280 (42)	11010 (108)	27 (2.6)	33.7	P1875	ø30~ø254
OP-212	--	91	23	10.6	3300	5500 (54)	14380 (141)	27 (2.6)	55.3	P2091	ø35~ø304
OP-215	171.4	117.5	23	10.6	2500	7140 (70)	18250 (179)	24.5 (2.4)	106.8	P2511	ø35~ø381
OP-218	171.4	120	23	10.6	2000	7140 (70)	18250 (179)	24.5 (2.4)	152	P2511	ø40~ø450
OP-221	235	180	23	10.6	1700	9080 (89)	23760 (233)	31.5 (3.0)	195.2	P3420	ø115~ø530
OP-224	330.2	205	26	12	1400	9080 (89)	23760 (233)	31.5 (3.0)	269.4	P3420	ø140~ø610
OP-210BH	133.4	78	19.5	9	4200	4280 (42)	11010 (108)	27 (2.6)	36.7	P1878	ø30~ø254
OP-212BH	--	93	21	10	3300	5500 (54)	14380 (141)	28 (2.7)	57.4	P2093	ø35~ø304